


**Statement Showing Shareholding Pattern**

Statement Showing Shareholding Pattern						
Name of the Company :		AKME star Housing Finance Limited				
Scrip Code :		539017	Quarter Ended		31.03.2015	
Category code	Category of Shareholder	Number of Shareholders	Total number of shares	Number of shares held in dematerialized form	Total shareholding as a percentage of total number of	
					As a percentage of(A+B) <sup>1</sup>	As a percentage of
<b>(A)</b>	<b>Shareholding of Promoter and Promoter Group<sup>2</sup></b>					
<b>1</b>	<b>Indian</b>					
(a)	Individuals/ Hindu Undivided Family	22	2521560	2521560	42.49	42.49
(b)	Central Government/ State Government(s)				0.00	0.00
(c)	Bodies Corporate	4	512500	512500	8.64	8.64
(d)	Financial Institutions/ Banks				0.00	0.00
(e)	Any Others(Specify)				0.00	0.00
(e-i)					0.00	0.00
(e-ii)					0.00	0.00
	<b>Sub Total(A)(1)</b>	<b>26</b>	<b>3034060</b>	<b>3034060</b>	<b>51.13</b>	<b>51.13</b>
<b>2</b>	<b>Foreign</b>					
a	Individuals (Non-Residents Individuals/ Foreign Individuals)				0.00	0.00
b	Bodies Corporate				0.00	0.00
c	Institutions				0.00	0.00
d	Any Others(Specify)				0.00	0.00
d-i					0.00	0.00
d-ii					0.00	0.00
	<b>Sub Total(A)(2)</b>	<b>0</b>	<b>0</b>	<b>0</b>	<b>0.00</b>	<b>0.00</b>
	<b>Total Shareholding of Promoter and Promoter Group (A)= (A)(1)+(A)(2)</b>	<b>26</b>	<b>3034060</b>	<b>3034060</b>	<b>51.13</b>	<b>51.13</b>
<b>(B)</b>	<b>Public shareholding</b>					
<b>1</b>	<b>Institutions</b>					
(a)	Mutual Funds/ UTI				0.00	0.00
(b)	Financial Institutions / Banks				0.00	0.00
(c)	Central Government/ State Government(s)				0.00	0.00
(d)	Venture Capital Funds				0.00	0.00
(e)	Insurance Companies				0.00	0.00
(f)	Foreign Institutional Investors				0.00	0.00
(g)	Foreign Venture Capital Investors				0.00	0.00
(h)	Nominated investors (as defined in Chapter XA of SEBI (ICDR) Regulations)				0.00	0.00
(i)	Market Maker	1	80000	80000	1.35	1.35
(j)	Any other Specified				0.00	0.00




	<b>Sub-Total (B)(1)</b>	<b>1</b>	<b>80000</b>	<b>80000</b>	<b>1.35</b>	<b>1.35</b>
<b>B 2</b>	<b>Non-institutions</b>					
(a)	Bodies Corporate	3	184740	184740	3.11	3.11
(b)	Individuals					
I	Individuals -i. Individual shareholders holding nominal share capital up to Rs 1 lakh	300	1362900	1298500	22.97	22.97
II	ii. Individual shareholders holding nominal share capital in excess of Rs. 1 lakh	50	1272800	735440	21.45	21.45
(c)	Any Other (specify)					
(c-i)					0.00	0.00
(c-ii)					0.00	0.00
	<b>Sub-Total (B)(2)</b>	<b>353</b>	<b>2820440</b>	<b>2218680</b>	<b>47.53</b>	<b>47.53</b>
(B)	<b>Total Public Shareholding (B)= (B)(1)+(B)(2)</b>	<b>354</b>	<b>2900440</b>	<b>2298680</b>	<b>48.87</b>	<b>48.87</b>
	<b>TOTAL (A)+(B)</b>	<b>380</b>	<b>5934500</b>	<b>5332740</b>	<b>100</b>	<b>100</b>
(C)	Shares held by Custodians and against which Depository Receipts have been issued					0.00
	<b>GRAND TOTAL (A)+(B)+(C)</b>	<b>380</b>	<b>5934500</b>	<b>5332740</b>		<b>100</b>



**(I)(b) Statement showing Shareholding of persons belonging to the category  
“Promoter and Promoter Group”**


Sr. No	Name of the shareholder	Number of shares	Shares as a percentage of total number of shares {i.e., Grand Total (A)+(B)+(C) indicated in Statement at para (I)(a) above}
1	LEELADEVI JAIN	14600	0.25
2	SHANTILAL JAIN	100940	1.70
3	SHILPA JAIN	6700	0.11
4	JENISHA JAIN	83000	1.40
5	AKME FINCON LIMITED	103400	1.74
6	ABHILASHA JAIN	163000	2.75
7	VIMAL JAIN	14000	0.24
8	KAILASH JAIN	24700	0.42
9	DEEPESH JAIN	142000	2.39
10	KALU LAL JAIN	316700	5.34
11	RAVINDRA JAIN	5600	0.09
12	VINITA SURESHKUMAR JAIN	23340	0.39
13	JAMAK LAL JAIN	23000	0.39
14	AKME AUTOMOBILES PRIVATE LIMITED	16700	0.28
15	AKME BUILD ESTATE LIMITED	209000	3.52
16	AKME FINTRADE INDIA LIMITED	183400	3.09
17	MANAK CHAND JAIN	3000	0.05
18	YASHPAL VELCHAND JAIN	33000	0.56
19	ANIL KUMAR JAIN	95000	1.60
20	MOHANLAL NAGDA	351300	5.92
21	NIRMAL KUMAR JAIN	427000	7.20
22	ANIL KUMAR JAIN	221040	3.72
23	PUSHPA NAGDA	189480	3.19
24	KANTA JAIN	82440	1.39
25	MANJU DEVI JAIN	161720	2.73
26	MOHANLAL.NAGDA	40000	0.67
<b>TOTAL</b>		<b>1020980</b>	<b>51.13</b>






**(I)(d) Statement showing details of locked-in shares**

Sr. No.	Name of the shareholder	Number of locked-in shares	Locked-in shares as a percentage of total number of shares {i.e., Grand Total (A)+(B)+(C) indicated in Statement at para (I)(a) above}
1	Shri Nirmal Kumar Jain	427000	7.20
2	Shri Anil Kumar Jain	221040	3.72
3	Shri Praveen Kumar Jain	22000	0.37
4	Shri Kalu Lal Jain	316700	5.34
5	AKME Bulid Estate Ltd .	209000	3.52
6	Smt. Abhilasha Jain	163000	2.75
7	Shri Mohan Lal Nagda & Pushpa Nagda	351300	5.92
8	Smt. Pushpa Nagda & Mohan Lal Nagda	189480	3.19
9	Shri Ramesh Kumar Jain	83000	1.40
10	Smt. Kanta Jain	82440	1.39
11	Sheetal Jain	16000	0.27
12	Divyansh Jain	8000	0.13
13	Shri Pavan Kumar Jain	47800	0.81
14	Shri Anil Kumar Jain (HUF)	95000	1.60
15	Shri Bansi Lal Champa Lal JI Jain	48000	0.81
16	Shri Laxmi Lal jain	9400	0.16
17	Shri Yashpal Jain	33000	0.56
18	Smt. Lalita Jain	19400	0.33
19	Shri Mangi Lal Jain	19400	0.33
20	Smt Himmat Bai Jain	19400	0.33
21	Shri Jamak Lal Jain	23000	0.39
22	Smt.Manju Devi Jain	161720	2.73
23	Shri Manank Chand Jain	3000	0.05
24	Smt. Mamta jain	10000	0.17
25	Smt. Kamla Devi Jain	17200	0.29
26	Shri Mahaveer Jain	27200	0.46
27	Shri Paras Jain	18000	0.30
28	Shri Ramesh Kumar Jain	16000	0.27
29	Shri Rajendra Jain	15600	0.26
30	Smt. Rekha Jain	14800	0.25
31	Miss Kusum Jain	17200	0.29
32	Smt. Chanda Jain	24400	0.41
33	Shri Sanjay Jain	43000	0.72
34	Shri Mohan Lal Nagda (HUF)	40000	0.67
35	Shri Narendra Kumar Pamecha	54380	0.92
36	Monika Jain	45400	0.77
37	Lalita Jain	6400	0.11
38	Ravindra Jain	5600	0.09
39	Lalit Jan	11500	0.19



40	Neelam Jain	12000	0.20
41	Vimal Jain	14000	0.24
42	Deepesh Jain	142000	2.39
43	Shanti Lal Jain	100940	1.70
44	Leela devi Jain	14600	0.25
45	Heera Lal Jain	8000	0.13
46	Yashwant Meena	7200	0.12
47	Pankaj Jain	24580	0.41
48	Gaurav Jain	17200	0.29
49	Jayesh Jain	4000	0.07
50	Akme Fincon Limited	103400	1.74
51	Akme Fintrade (I) Limited	183400	3.09
52	Inder Lal Sharma	20000	0.34
53	Laxmi Devi	6700	0.11
54	Rajani Gehlot	6700	0.11
55	Basanti Jain	14700	0.25
56	Ronak Jhuthawat	10040	0.17
57	Dinesh Jain	6700	0.11
58	Kailash Jain	24700	0.42
59	Shilpa Jain	6700	0.11
60	Akme Automobiles Private Limited	16700	0.28
61	Bhagwati Lal Chittora	16680	0.28
62	Rakesh Shah	6700	0.11
63	Hemendra Sharma	6700	0.11
64	Anchor Metal Pvt Ltd	176740	2.98
65	Ashok Kumar Jain	83400	1.41
66	Kesar Devi chittora	6680	0.11
67	Panna Lal Jain	105540	1.78
68	Mukesh Sen	3340	0.06
69	Ramesh Kumar Jain	27380	0.46
70	Anjana Jain	6680	0.11
71	Jitendra Jain	5840	0.10
72	Rama Bhatnager	13340	0.22
73	Avinash Bhatnagar	13340	0.22
74	Ashish Kumar Jha	10000	0.17
75	Deep Chand Jain	6680	0.11
76	Amrit Jain	6680	0.11
77	Mukund Jain	13340	0.22
78	Dal Chand Jain	26680	0.45
79	Dhuli Bai	6600	0.11
80	Smt Pankaj Jain	6800	0.11
81	Vinita Jain	23340	0.39
82	Jenisha Jain	83000	1.40
<b>TOTAL</b>		<b>4334500</b>	<b>73.04</b>





(11)(b) Statement showing Holding of Depository Receipts (DRs), where underlying shares are in excess of 1% of the total number of shares

Sr. No.	Name of the DR Holder	Type of outstanding DR (ADRs, GDRs, SDRs, etc.)	Number of shares underlying outstanding DRs	Shares underlying outstanding DRs as a percentage of total number of shares {i.e., Grand Total (A)+(B)+(C) indicated in Statement at para (I)(a) above}
1				0.00
2				0.00
3				0.00
4				0.00
5				0.00
6				0.00
7				0.00
8				0.00
9				0.00
<b>TOTAL</b>				<b>0.00</b>

